

### Nugleam™ 35L Drawer System Laundry Unit

**Bowl:**

- / 35L bowl with centre taphole
- / 304 stainless steel bowl with 25mm internal corner radius
- / 90mm stainless steel basket waste

**Warranty:**

- Cabinet: 25 years
- Stainless steel bowl: 25 years
- Plug and waste: 1 year
- Runners: 1 year

**Cabinet:**

- / 0.8mm galvanised steel white powder coated unit
- / Two soft close drawers with finger pull functionality
- / Pre-punched washing machine hose holes to conceal washing machine drainage hose and taps
- / Drawer Load Capacity:
  - Top Drawer | Max 10kg
  - Bottom Drawer | Max 25kg

**Overall Dimensions:**

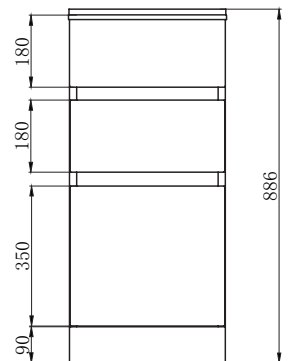
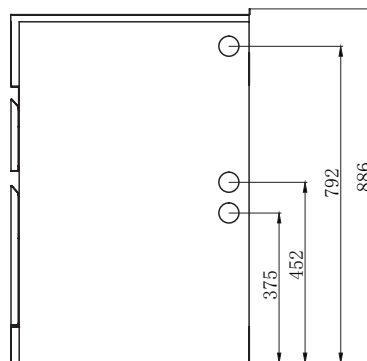
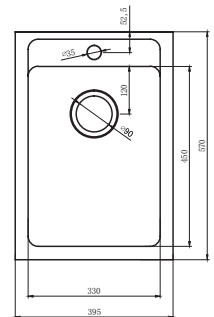
395 W x 870 H x 570mm D

**Weight:**

34kg

**Product Codes:**

71S02D | Nugleam 35L Drawer System Laundry Unit



Disclaimer: All measurement are in millimetres and are solely for reference purposes. Colours have been reproduced with as much accuracy as possible. Any changes resulting from technical advance of design or colour may be made without prior notice. Tapware, accessories and appliances are for illustration purposes only. Further information on warranties is available at [www.everhard.com.au](http://www.everhard.com.au)

Version: 001