

# Petite Shelf

Slimline cabinet design with open shelving.

## FEATURES

- Wall hung or detachable kickboard.
- European cast marble top with overflow, reversible left or right.
- 800mm top with 220mm projection. 1L capacity to overflow.
- Available left or right hand bowl, shelves opposite bowl.
- Available in the full selection of ADP cabinet finishes.
- Open Shelves with exposed interior and adjustable shelf\*.
- Finger-pull door with soft-close, left or right-hand hinged.
- Universal Plug & Waste included, *Chrome* (more colours available at an additional charge).

\* Woodgrain cabinets feature a matching woodgrain interior. White polyurethane cabinets feature a white satin interior, Matte Milton Moon Grey features a grey satin interior and Matte Black features a black satin interior.



**Petite Shelf Wall Hung**  
Classic Oak Nuance textured cabinet finish  
European Cast Marble Top

**Round Polished Edge Mirror**  
900mm

**Manhattan Hand Towel Ring**  
Chrome/Gloss White

**PETITE SHELF** Overall Depth 220mm

**Wall Hung**  
Overall Height 567mm

**Size:**  
800 Offset

**Detachable Kickboard**  
Overall Height 895mm

**Size:**  
800 Offset

# Cabinet Finishes



FOX TEAKWOOD CHALK (TEXTURED)



DELANA OAK CHALK (TEXTURED)



ANTICO OAK WOODMATT (TEXTURED)



CONCRETE FORMWOOD CHALK (TEXTURED)




MILTON MOON GREY POLYURETHANE (MATTE ONLY)



CHALKY TEAK NUANCE (TEXTURED)




ROCCO LINI (GLOSS SILK OR NATURAL MATTE)



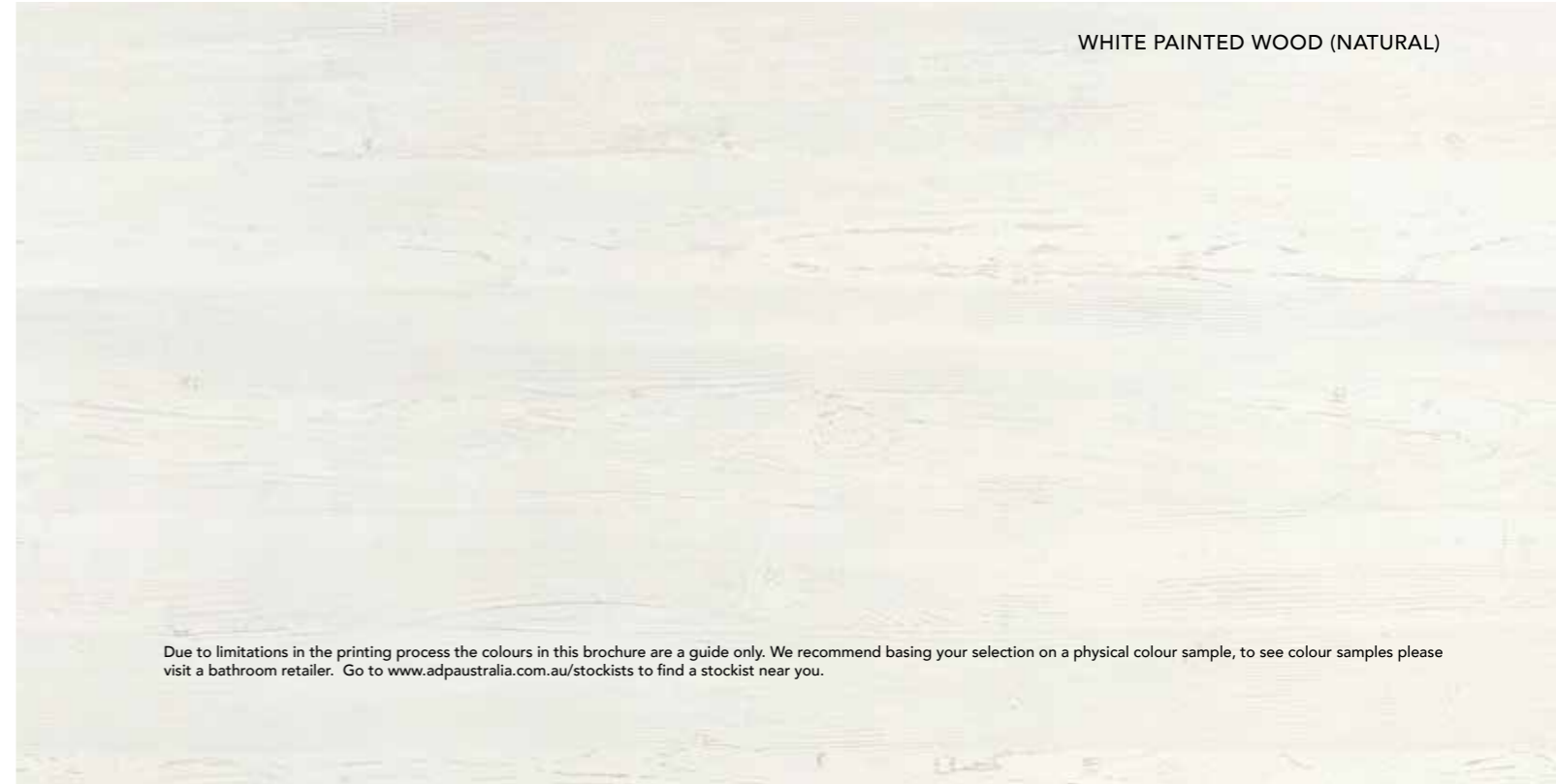
WHITE POLYURETHANE (GLOSS OR MATTE)



PARCHMENT NUANCE (TEXTURED)



POLAR WHITE (SILK)



WHITE PAINTED WOOD (NATURAL)

Due to limitations in the printing process the colours in this brochure are a guide only. We recommend basing your selection on a physical colour sample, to see colour samples please visit a bathroom retailer. Go to [www.adpaustralia.com.au/stockists](http://www.adpaustralia.com.au/stockists) to find a stockist near you.




# Cabinet Finishes




CLASSIC OAK NUANCE (TEXTURED)



RAW BIRCH PLY (NATURAL)



SUBLIME TEAK CHALK (TEXTURED)



ELEGANT OAK CHALK (TEXTURED)



RURAL OAK CHALK (TEXTURED)



SEASONED OAK CHALK (TEXTURED)



DISTRESSED WOOD RAVINE (TEXTURED)




TASMANIAN OAK WOODMATT (TEXTURED)



GESSO LINI (GLOSS SILK OR NATURAL MATTE)



PRIME OAK WOODMATT (TEXTURED)



ANGORA OAK WOODMATT (TEXTURED)

Due to limitations in the printing process the colours in this brochure are a guide only. We recommend basing your selection on a physical colour sample, to see colour samples please visit a bathroom retailer. Go to [www.adpaustralia.com.au/stockists](http://www.adpaustralia.com.au/stockists) to find a stockist near you.



# Cabinet Finishes



AGED WALNUT CHALK (TEXTURED)



NOTAIO WALNUT RAVINE (TEXTURED)



CHERRY RIFTWOOD NUANCE (TEXTURED)




DOMAIN NUANCE (TEXTURED)



ESPRESSO LIGNA NUANCE (TEXTURED)



BLACK NUANCE (TEXTURED)




BOTTEGA OAK WOODMATT (TEXTURED)



TRUFFLE LINI (GLOSS SILK OR NATURAL MATTE)



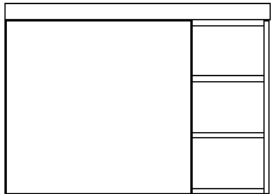
BLACKENED LINEWOOD NUANCE (TEXTURED)



BLACK POLYURETHANE (MATTE ONLY)

**Petite Shelf (Wall Hung)**

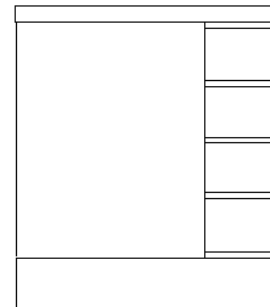
*Overall Depth 220mm / Overall Height 567mm*



Right Hand Shelf/Left Hand Basin (PETS800WHL)  
Left Hand Shelf/Right Hand Basin (PETS800WHR)

**Petite Shelf (With Detachable Kickboard)**

*Overall Depth 220mm / Overall Height 895mm*



Right Hand Shelf/Left Hand Basin (PETS800WKL)  
Left Hand Shelf/Right Hand Basin (PETS800WKR)